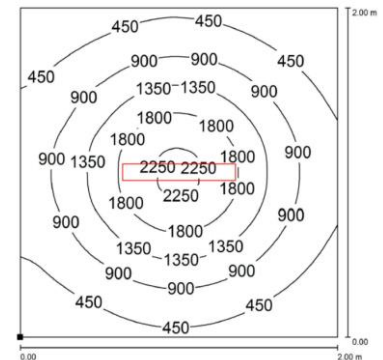
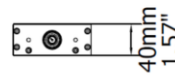





PRODUCT FEATURES

Power usage	66,5 W
Power supply	24 Vdc
Light source	LED
Electrical connection	M12-T 4P Male
Color temperature	5000K, CRI 80
Luminous flux	6000 lm
Efficiency	90 lm/W
Light beam angle	120°
Housing	Anodized aluminum
Front protection	Tempered glass
Protection index	IP67 (compatible with NEMA TYPE 12)
Impact resistance	IK06
Operating temperature	-20°C to + 45°C (-04°F to +113°F)
Weight	3,40 kg (7,50 lb)
Agency approvals	cURus in compliance with UL2108, CSA C22.2, CE, RoHs
Mounting	HNFX01, HNFX05, HNFX02



NOTE: Installation Height: 1m