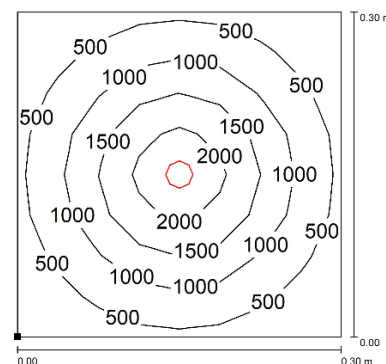
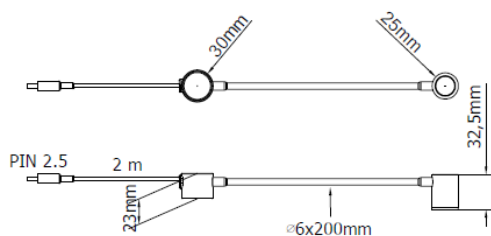
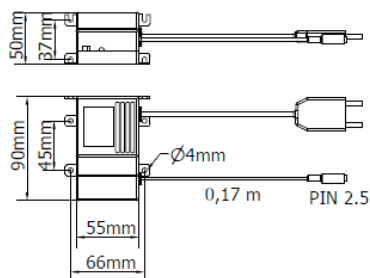


### A11LED3W FEATURES (LED driver)

Power usage	3 W
Power supply	230 Vac
Light source	-
Electrical connection	Europlug + 2.5mm DC power socket
Color temperature	-, CRI -
Luminous flux	- lm
Efficiency	- lm/W
Light beam angle	-
Housing	ABS
Protection index	IP40
Front protection	-
Impact resistance	-
Operating temperature	-20°C to +45°C (-04°F to +113°F)
Weight	0,40 kg (0,79 lb)
Agency approvals	CE, RoHS
Mounting	Screw

### L41LED FEATURES (LED)

Power usage	2 W
Power supply	3.8 Vdc
Light source	LED
Electrical connection	2.5 mm DC power plug
Color temperature	5000 K, CRI 80
Luminous flux	120 lm
Efficiency	60 lm/W
Light beam angle	40°
Housing	Anodized aluminum
Protection index	IP40
Front protection	Lente PMMA
Impact resistance	-
Operating temperature	-20°C to +45°C (-04°F to +113°F)
Weight	0,15 kg (0,31 lb)
Agency approvals	CE, RoHS
Mounting	Magnetic



NOTE: Installation height: 0,3m